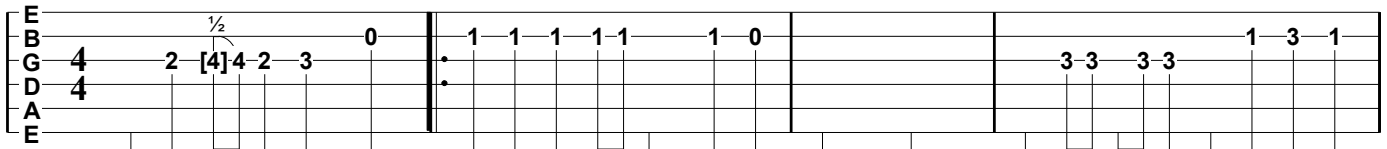
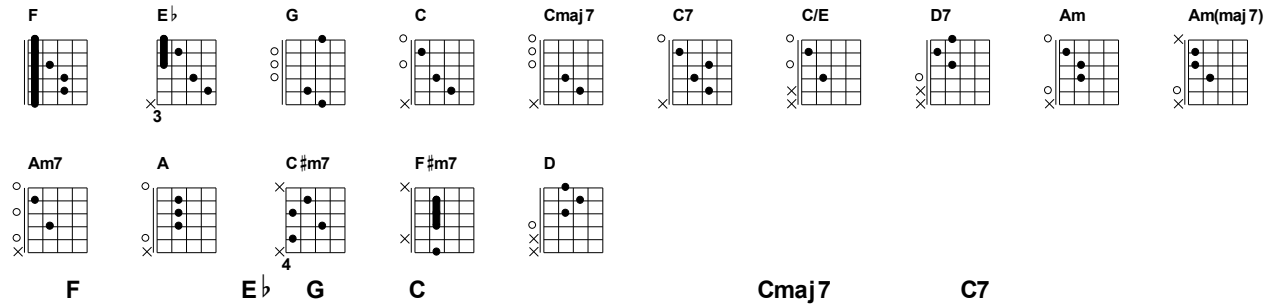


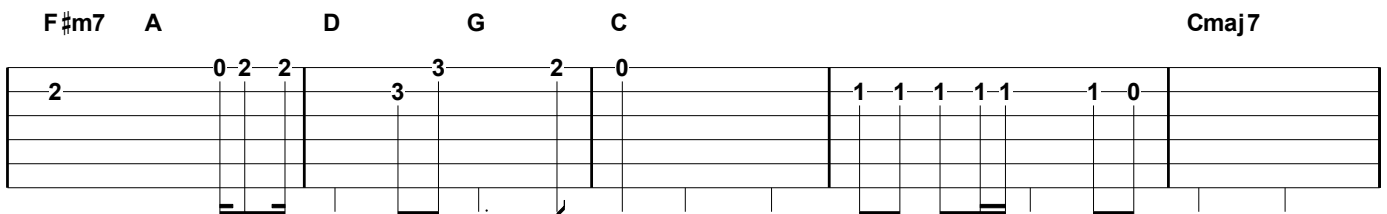
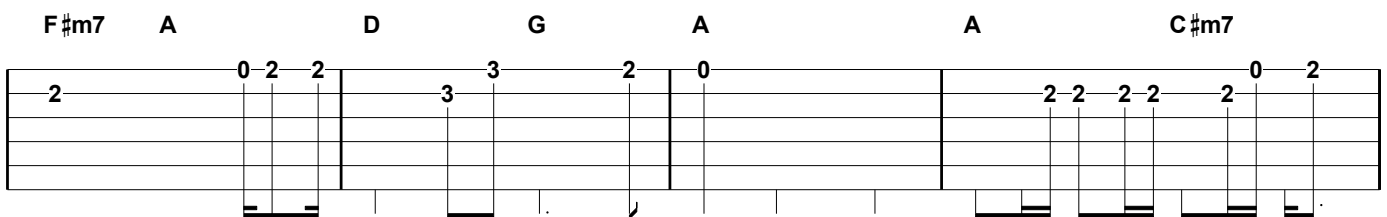
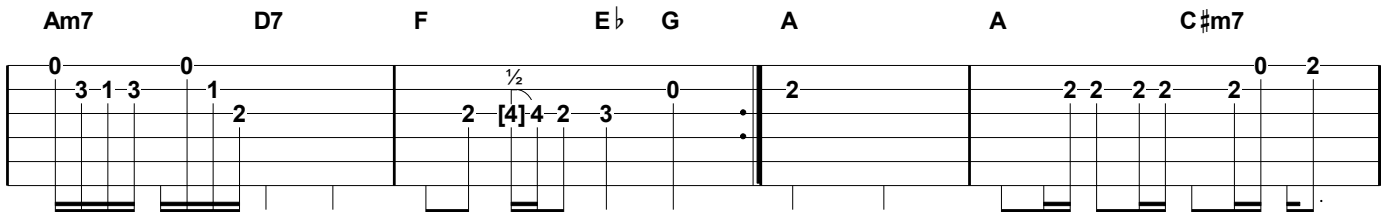
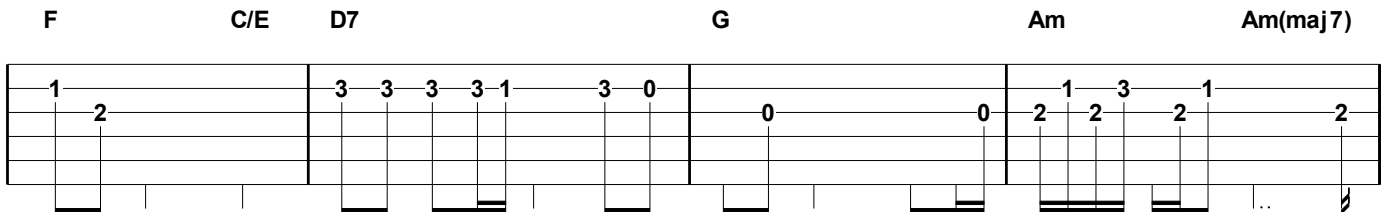
Something

The Beatles

Arranged and TablEdited
by Nicola Mandorino (2018)



① ③ Pre-bend (see the note)



C7 F C/E D7 G

Diagram 1: Chords C7, F, C/E, D7, G. Fingerings: C7 (3-3, 3-3), F (1-3-1), C/E (1), D7 (2), C/E (3-3, 3-3, 3-1), D7 (3-0), G (0).

Am Am(maj7) Am7 D7 F Eb G A

Diagram 2: Chords Am, Am(maj7), Am7, D7, F, Eb, G, A. Fingerings: Am (1-3-1), Am(maj7) (0), Am7 (3-1-3), D7 (0), F (1), F (2), Eb (2), G ([4]4-2-3), A (0), A (2).

F Eb G C

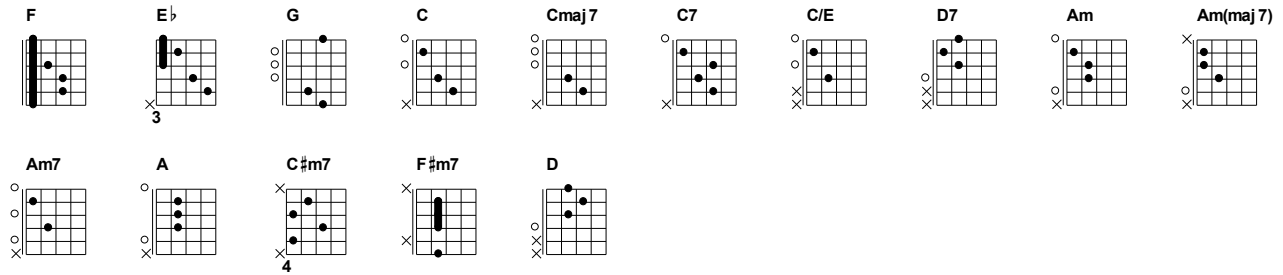
Diagram 3: Chords F, Eb, G, C. Fingerings: F (2), Eb ([4]4-2-3), G (0), C (1).

Pre-bend: bend the string up a half step before picking it. Once the string is bent upward in pitch (from B to C) it's picked, then brought down to the actual pitch.

Something

The Beatles

Arranged and TabEdited
by Nicola Mandorino (2018)



F Eb G C Cmaj7 C7

8va Pre-bend (see the note)

F C/E D7 G Am Am(maj7)

8va

Am7 D7 F Eb G A A C#m7

8va

F#m7 A D G A A C#m7

8va

F#m7 A D G C Cmaj7

8va

C7

F

C/E

D7

G

8va

Am

Am(maj7)

Am7

D7

F

E♭

G

A

8va

F

E♭

G

C

8va

Pre-bend: bend the string up a half step before picking it. Once the string is bent upward in pitch (from B to C) it's picked, then brought down to the actual pitch.